

Miniature Arms

July, 2013

The Journal of
the Miniature
Arms Collectors/
Makers Society



The Worlds Biggest Miniature Arms Publication



Kucer at 90

Honored by Montreal
Museum of Fine Art

All guns shown
actual size

Also in
This Issue

Urso
2mm
Kolibri



Williams
1/10th
9mm



Sampson
Engraved
Minis



MENEFE

COLLECTIBLE
MINIATURE
FIREARMS


512.968.4483 • josephmenefe@yahoo.com • www.menefe.com



5mm Folding Trigger Pistol

5mm folding trigger pistol with Ivory grips and pipe case. Full box of 5mm cartridges included.

Call



Dyson 1/4 scale Palm Pistol

Chicago Palm Pistol in case.

\$1,695



Southerland

1/3 scale Remington
Remington Saw Handle
Vest Pocket Derringer.

\$650



Dyson 1/4 scale Galuus Squeeze Pistol

Galuus Squeeze Pistol

\$1,695



Agnoletto Knife Pistol

Has Ball & Caps Knife Pistol Set
Cased with accessories

\$1,495




Baez 1/5 scale Colt Gov't 1911

14k solid white gold 1/5 scale
Colt Government Semi Automatic Pistol.

Special \$1,950




English Flintlock Pistol 1
 1/4 scale 18th century, .13 cal by Stan Blashak
 Cased with accessories
\$2695



Tap Action Pistol 1
 1/2 Scale tap action, twist barrel pistol made by D.L. Bradbury.
 Cased with accessories and balls.
\$1895



Tom Weston 1/2 Scale
 Hopkins & Allen Parrot Beak
 in display case with cleaning rod,
 brush & ammo tin. **\$1995**



Dewalt Jailer's Key pistol set
 DeWalt full size & 1/2 scale Jailer's Key Pistols with glass
 display case. **\$2200**



Antique Rim Fire Pistol 1
 Antique rim fire
 pistol in original
 case
\$2195

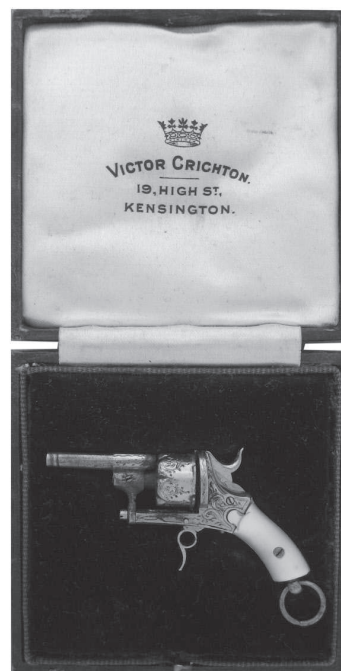
Alex Baez 1/5 Scale
 Alex Baez 1/5 Scale Colt Buntline Revolver.
 14k White Gold with ivory grips in display case. **\$1995**



Belgium Pin Fire Bistol 1
 Belgium pin Fire Pistol
\$2995



Underhammer Pistol 1
 1/3 scale (3.5 inch), display cased with cleaning rod and balls.
\$850



The Miniature Arms Journal



President.....Wayne Driskill
 Vice PresidentGary Lowe
 SecretaryZavie Kucer
 TreasurerAlice McGinnis
 Directors.....Bill Adrian
Ken Whichard
David Kucer
Michael Barrett
Ted Campbell Jr.
 Corporate Agent.....James Schmidt
 Editor/Art Director.....Bob Urso
 Western NewsGil Metcalf
 MembershipRon Olsen
 Exhibit Directors.....
Bob & Alice McGinnes
 Plan Librarian.....Carmen Gianforte
 Webmaster.....Dr. Brad Maxfield

The Miniature Arms Journal (formerly Shooting The Breeze) is published four times a year for and by the members and friends of the Miniature Arms Collectors/Makers Society, Ltd.

The current renewal dues are:
 United States \$35.00/year
 Canada & Mexico \$40.00/year
 All other international \$55.00/year

New memberships will be an additional \$10.00 for the first year as follows:
 United States \$45.00
 Canada & Mexico \$50.00
 All other international \$65.00.
 New members will receive all available back issues in the current volume. Dues (checks made out to the Miniature Arms Society) and correspondence concerning membership should be sent to

Alice McGinnis
 2109 Spring Street
 Cross Plaines, WI 53528
 Tel. (608) 798-2860

Society Officers 2013

President Wayne Driskill 1707 Spring Glen Lane Pearland, TX 77581-5590 Tel. (281)485-1830 wdriskill@hotmail.com	Treasurer Alice McGinnis 2109 Spring Street Cross Plaines, WI 53528 Tel. (608) 798-2860 mcginnr@chorus.net	Membership Chairman Ron Olsen PO Box 155 Closter, NJ 07624-0155 Cell (201) 321-7366 rono438@aol.com
--	---	--

The Presidents Message

Hello All,

I hope everyone is enjoying the warmer weather. It's past enjoying for me as it's already in the mid 90's here. Summers are usually a little slower for me business wise, so I take the opportunity to do some fun stuff with my family. Hope you get a chance to do the same!


It's been a fun and interesting Spring. The Tulsa show was great as always. It was well attended with lots of buying and selling going on. I had a great show, visited with many friends, and did a good bit of business myself both buying and selling.


The Denver show however was a real bust. As you probably know, Colorado has passed a bunch of new gun laws including universal background checks. There were big signs at the entrance stating that all firearms transactions had to go through a FFL dealer, and a whole host of other restrictions. As a result, as many as half of the paying public turned around, got in their cars, and returned home. Customer traffic was very sparse, with most of the business being between dealers. Denver is usually a very good show for me, but I didn't do enough to pay for my tables, much less the gas, motels, meals, etc. Unless they repeal those laws, I, and many others I have talked to, will not attend that show in the future. This sure does not bode well for the Denver show, and maybe for other shows around the country where states are passing asinine gun laws, Maryland, Connecticut, etc. Please write your Congressman and Senators and ask them to vote against any further restrictive national gun laws, then also contact your state representatives and do the same on the state level. Think of it like this: if they pass laws, that for all practical purposes put an end to firearms collecting, then those collectors may take up collecting miniatures, driving up prices and making it impossible for us to continue collecting!

I've been working a lot lately on my website, but still have over 100 items to add, with more arriving almost weekly. So I'll be slaving over a hot keyboard throughout the summer when I'm home. If there's something you're looking for, give me a ring, or drop me an email, & I'll see if I can help you find it.

Keep your powder dry!

Regards,
 Wayne Driskill
 (281)485-1830 Office/Home
 (281)468-7103 Cell
www.waynedriskillminiatures.com





**From
the
Editor**

It's always a pleasure to feature the guns of David Kucer. His 90th birthday this year, and the honor of a major exhibition presented by his native Montreal Museum of Fine Arts called for something special.

David is the only one featured on our cover. It has been a while since this has happened. We are also dedicating six pages to show as much of his work as I could find. Eight pages if you count the piece on Roger Sampson, which features two of David's guns which he has engraved.





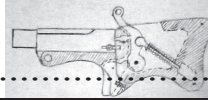






I'd like to thank Zavie Kucer for help on the article, and also Bob and Alice McGinnis and Ted and Betty Campbell, who sent in the news and photos for the Names, Baltimore, and NRA shows.

Also appreciation goes out to Charlie Williams, Antonio Rincon, Jim Webster, Jimmy Thomas, Robin Armstrong, and others who contributed to this issue.

Have a great summer, and keep those articles coming in.

Bob Urso, Editor
boburso@comcast.net
tel. 360-733-4406

In this issue

Letters & email	6
New Rincon Book 	8
New Members.....	9
Show News: Names Show NRA2013 Baltimore 	10
by Bob McGinnis and Ted Campbell.....	10
NRA Silver Medal Winners 	16
by Ted Campbell Jr.	16
Death of a Craftsman Gordon Heasman 	16
by Robin Armstrong.....	16
A Curious Little Pistol 	17
by Jimmy Thomas	17
Montreal Museum of Fine Arts Honors David Kucer 	18
by Zavie Kucer	18
Firearms Engravers Guild Journal Features Roger Sampson..... 	24
An Engraved Little 45 	26
by Jim Webster.....	26
A Crottet Walther G-43 Rifle	27
	27
Cartridge Corner Charlie Williams - 1mm centerfire	29
	29
The Pinfire Page: 2mm pinfire Kolibri 	30
by Bob Urso	30
Websites & Wired - Members email addresses.....	32
Shop or Swap	34

Letters



and Connections

Dear Bob'

I learnt the other day that Gordon Heasman had sadly died. I don't think he was that widely known as he never made it to the USA. I have attached a brief obituary if you think it is appropriate. I am afraid I am behind with my own writing schedule. I hope to catch up eventually.

Best wishes
Robin Armstrong.

ED. See P. 16

Secret Mini Maker Skills.

Hello Bob, At the recent Las Vegas show I had a bit of a funny experience. While sitting at our table I was distracted by two collectors standing in an aisle about 35 feet away discussing an antique that one of them was holding. What caught my eye was that while standing and chatting they simultaneously cocked their heads towards the floor and took a half step away from each other. They then both took another half step clockwise. They bent over and obviously started looking for a small part that fell from the antique Winchester to the carpeted floor.

I immediately knew what their problem was and sympathized. I watched for half a moment as they continued to look for the offending item, but without success. Bob, I sprang into action! I walked over and exercised my finely tuned sense of finding small things that fall to the ground. After a minute or two I found the screw (it was huge, I don't know how they could have missed it!) and picked it up. While handing it back I said" Here you go, this this what I do for a living", I am sure fellow miniaturists can sympathise.

Zavie Kucer

Gilles Lavander

Hello Bob,

I'm Gilles Lavandera, you published an article written by Andrew Rolfe on my work in the journal MAS January 2013.

I am currently becoming a member. I sent an email to Alice McGinnis to pay for my membership.

I am contacting you to thank you for the article in journal MAS about my work. The effect was immediate and many collectors have contacted me. It is precisely the purpose of my post.

As explained in the excellent article by Andrew Rolfe, I was forced to work for a living. I can not make lot of miniatures on my free time.

If it's possible, here is a message that I would like communicate to members and readers in an upcoming edition of the journal MAS.

"Hello All,

I am very grateful to all members and readers around the world who were interested by my creations. Some of you have asked me

to make miniature weapons after seeing my videos on Youtube.

I accepted their orders with enthusiasm and presumed my ability to meet the deadlines for making them. However, I was sick several times this winter, which has greatly affected my production schedule.

As I have only my free time to work on miniatures, a single grain of sand (the vagaries of life) disrupts work progress.

Also, I made this decision. after completion of the current orders, I would make that unique weapons, top notch and exclusive.

These weapons once completed will be exhibited and offered for sale. I do not want to replicate endlessly the same models. Everyone will win, collectors will not wait several months before receiving their orders.

For my part, I could give free rein to my imagination to produce full functional weapon, powerful and precise and better finished.

Thank you all for your interest in my creations.

Kind regards.
Gilles Lavandera
gilles.lavandera@9online.fr

New Email for Seggie

Hi Bob, my new email (to replace jackseggie@yahoo.com) is jackseggie22@gmail.com
Thanks, John (Jack) Seggie



Above: A tiny, working, cannon charm. Pull the spring loaded plunger back, and release.

A rare Davison watch fob

Hi, here is a photo of a mini in my collection. This Davison is probably my best piece. My Kolibri Revolver my next. I also have several of the Westons made in prison.

I'd like to know more. Have you seen a Davison like mine?

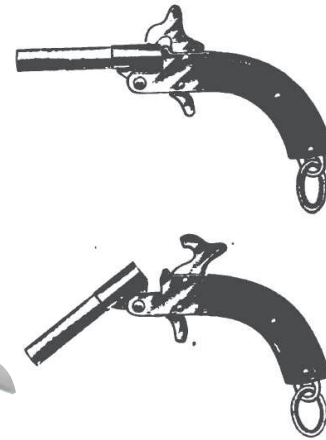
Brad Dennis
dennis1032@comcast.net



ED. The Davison 2mm pinfire charm pistols are extremely rare. In the years I've collected I've only come across four or five examples. I did find a notice (to the right), which appeared in a 1904 issue of Ironage magazine, and have also seen references to the Davison company as a maker of charms and jewelry, so to see this pistol on a watch fob with other charms. does not surprise me.

Miniature Pistol Watch Charm.

The cuts herewith represent a miniature pistol watch charm. The pistol is referred to as being the smallest pistol in the world shooting a real cartridge. It is designed to be a perfect reproduction in miniature of a large dueling pistol, and makes a loud report when shot. It is



Miniature Pistol Watch Charm.

finished in nickel plate and furnished with ebony and ivory handles. The pistols are packed one each in a small box, with one dozen cartridges, to retail for 50 cents. Cartridges may be purchased separately, if desired. The pistol is manufactured by Davison Mfg. Company, 112 Front street, Brooklyn, N. Y.

An Italian Couteau briquet pistolet



ED: I found this on the website of the Musees de Rouen in France. unfortunately the website for the museum did not give a size. Below is the original French description, and following it is a Google computer translation into English.

Couteau briquet pistolet

Date: XVIIIe. Italie

Ce couteau a des fonctions multiples la lame est cémentée cad qu'elle a un dos suffisamment dur (aciéré), pour supporter le battement d'une pierre de silex dont

l'étincelle allume un morceau d'amadou que l'on range dans une cavité de l'objet. De plus l'objet est magnifiquement incrusté de fleurettes d'un métal doré qui contribue à en faire une pièce de salon

Knife lighter gun

Date: XVIII. Italy


This knife has multiple functions the blade is hardened ie it

has a hard enough back (roughshod) to support the beating of a flint whose spark ignites a piece of tinder that is stored in a cavity of the equipment. In addition, the object is beautifully inlaid flowers with a golden metal making it a work of art.

New Book by Antonio Rincon

ED. MAS member Antonio Rincon Grandos recently sent me a copy of his latest book, "Pictorial History of Firearms in Miniature". It has over 80 pages of Color and Black and white pictures and articles about Antonio's work which are used to take us through the history of miniature arms. This is a must for Rincon collectors and a handsome book for all collectors of miniatures.

For more information you can contact Antonio at antoniorincon-miniature@hotmail.com



Upcoming



**& Gas Engine Show,
Aug 16-18, 2013,**

**Las Vegas Antique
Gun Show, Jan 17-18,
2014,**

**Baltimore Antique
Arms Show,
March 15 & 16, 2014**

**NRA Annual Meeting,
April 25-27, 2014 at
Indianapolis, IN.**

**For more information,
contact Bob or Alice
McGinnis
Tel. (608) 798-2860
mcginnr@chorus.net**

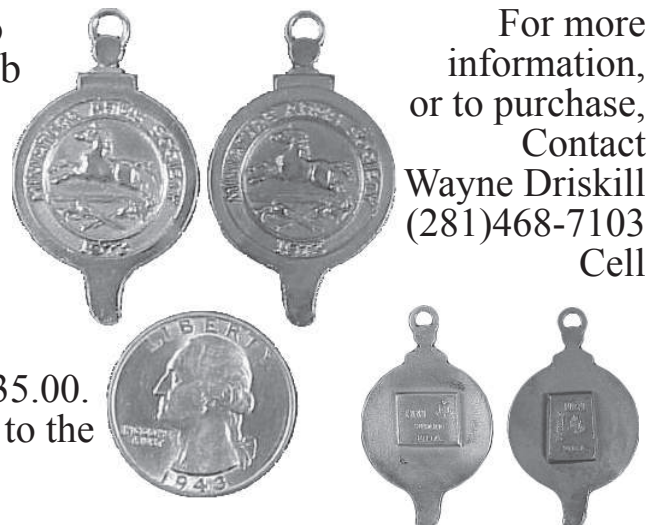


Above is a tiny crossbow, found on ebay, the internet auction site. It sells for \$59, and is shipped from China with three arrows, and an extra string.

The new MAS Paterson capper keyfob/pendants

A great way to support our club and show your friends you collect miniatures.

Prices
bronze \$10.00,
sterling silver \$35.00.
All proceeds go to the
MAS.



For more information,
or to purchase,
Contact
Wayne Driskill
(281)468-7103
Cell

New Members

Be sure to welcome our new members from around the world

Fred Phillips,
16802 Sterling Road,
Williamsport, MD 21795
tel. (301-991-8547),

Jeffrey Forslund,
N51 W25629 Lisbon Rd
Pewaukee, WI 53072
Home tel. 414-304-1555
Bus tel. 262-695-9028
jforslund@eyecomwireless.com

A new member from the Houston NRA show.
Todd Meyers,
2347 Conifer Court,
Suamico, WI 54313,
Tel: 920-609-3287
email: tmeyers001@new.rr.com.
Todd is an engraver and makes medals, etc. and interested in getting to make some miniatures.

Gilles Lavandera
1, Clos de Craponne,
Boulevard Jean-Jacques Prat
13800 ISTRES / FRANCE
gilles.lavandera@9online.fr

From the Smithsonian Collection.



Object ID: 18457131
Acquired: 1967
Tombstone: Miniature,
"pistol with ramrod".
Gift of Anonymous Donor.

New Member Bio

My name is Gilles LAVANDERA, I was born in Nimes in southern France (the famous fabric DENIM) March 9, 1964.

I live in the south of France Istres, I'm married to Sophie for almost 29 years and we have two children, Pierre and Pauline 27 years 24 years.

Former engineer officer of the French Air Force, I retired from active duty in 2006 after 25 years of service (Commander).

I held several jobs technical manager in the civilian sector from 2006 to 2011 without taking pleasure in these jobs.

In 2011 I tried to create my company manufacturing functional miniature weapons that can really shoot. Unfortunately the French and European markets are too narrow, sales have not taken off due to lack of time and money.

I have since taken a job as a technical writer at Eurocopter aircraft. I work my miniatures only my free time. Which is very modest compared to the collectors orders and my desire to create new weapons. I have many projects in mind only the lack time ...

Craftsman is an exciting job. Every day, whatever their age, we learn something. I'm sure all our Dean, David Kucer, willingly will confirm it.

I think have nothing to forget, Do not hesitate to make "cuts". In France, the southerners have the reputation to be talkative!

Kind regards;
Gilles LAVANDERA
1, Clos de Craponne,
Boulevard Jean-Jacques Prat
13800 ISTRES / FRANCE
gilles.lavandera@9online.fr

Don't think of going to a gun show without your MAS PoloShirt

Now available for both men and women. these new MAS Polo Shirts are a bargain, priced at only \$25

Available in most sizes, with all the profits going to support the Society.

To purchase a shirt, or for more information, contact Alice McGinnis via phone at (608) 798-2860 or via email at mcginnr@chorus.net



Show News


Names




We again attended the North American Model Engineering Show in Wyandotte, MI. Attendance of MAS members was pretty impressive. Attending were Mike Petrovich, Bob Shutt, Daniel Cox, Lynn Pentelow, Mark Fulmer, Jim Kelly, Dick Triemstra and Bob and Alice McGinnis.

Dick Triemstra once again gave us more copies of the Joe Kramer book about Hutch. We thank him for his donation to MAS. We sold most that we had with us.

On Saturday we had a young man (Marco) come to the table and was in awe of the miniature arms on display. He told us he was going to bring his friends to see our display. Sure enough, on Sunday they were there and we enjoyed every minute visiting with them. They were students at the Tech College in the Detroit area. One will be graduating this spring in gunsmithing. It was a pleasure to see their interest. We told them about the Cannon Drawing (Bob Shutt submitted and graciously let us put on the Sherline Craftsmanship Museum Web Site). Imagine our delight when four days later we received an e-mail from Marco showing us his progress in mak-



Above: Marco and his classmates. Below the mini cannon they made in just a few days.



ing the Cannon. It was just a few days later when he had it completed.

At different shows where we have had an MAS table we are often told that we need to have a Miniature Gun Drawing on the MAS web site so someone could take a try at making a miniature. We are working on doing this and are interested in what others may think about this idea.

Jim Kelly was there and we thank him for his display of his antique sword and the Kentucky Rifle he had made long ago but just recently was able to buy back to keep in his collection.

Bob & Alice McGinnis



Bill Huxhold




Craig Libuse and Bob McGinnis



Lynn Pentilow




Bob Shutt



Left: Jim Kelly, with Alice McGinnis. Jim brought along his Kentucky rifle (above) and the lovely Brazilian commemorative sword (below). This little stainless steel sword with an etched blade is 5-3/4" overall. The mountings appear to be gold plated, and the grips ivory. The blade is marked "DUQUE DE CAXIAS". The Duque (Duke) was a military man, honored as the patron of the Brazilian Army. The coat of arms of Brazil on the box in gold-leaf says "ESTADOS UNIDOS DO BRASIL, 15 de Novembro de 1889". This is the date the Brazilian Republic was declared. Jim believes this sword was made for the Republic of Brazil's centennial in 1989.



Daniel Cox



Above is a 2mm pinfire Blunderbus made by Ron Phillips



Bob Schutt



Mike Petrovich



Mark Fullmer



Dick Triemstra

Show News

NRA 2013



Left Ted Campbell chats up Wayne Ross



Below and Right: Some Allen Eldridge made mini knives.

HOUSTON NRA ANNUAL SHOW
 The 2013 NRA Show was held May 3-5 at the George R. Brown Convention Center in Downtown Houston. There was a record attendance of 86,000 gun enthusiasts!

We had a 10X20 Booth with three displays cases and had plenty of space with two tables to display and store books, etc.

Again, we thank Betty and Ted Campbell and Wayne Driskill for helping with setup. Betty and Ted had the major part of cleaning, etc. done by the time we got there on Thursday.

The show started on Friday morning with Judging for the Silver Medals start-

ing at 7:30 AM. The public was admitted at 9AM, and it was unusually busy. Saturday was jam packed with attendees. Even Sunday was much busier than usual.


MAS members attending were: Gil and Marybelle Metcalf, Ted and Betty Campbell, Wayne Driskill, Shirley and Allen Eldridge, David and Zavier Kucer, Joe Menefe, Frank Brownell and Fred Frere.

Friday night Wayne had us out to his house for hors d'oeuvres and guitar strumming. A good time was had by all.

Silver medal #79 was awarded to David and Zavier Kucer for their Silver Plated Colt 1911. Medal # 80 went to Ted



Todd Meyers





Fred Frere



Above: David Kucer and Bob McGinnis wearing their MAS tee shirts and hats.



Above: Some of the minis on display at the MAS booth.



Above: A nice antique, mini Sheffield multi-blade brought along by Wayne Driskill.

Left: an all metal Scottish flintlock pistol made by MAS member Robin Armstrong.

Campbell for a 1/6 Scale of the Ingram Mac 10 made by Kimiaki Ohba. Medal # 81 went to Wayne Driskill for his Antique Toy Cannon (you may remember it was on the cover of our last Journal).

It was especially nice to get to meet Fred Frere and Frank Brownell again. Shirley and Allen Eldrige from Fort Worth we met for the first time and had an enjoyable visit with them.




Joe Meneffe and Zavie Kucer chatting at the booth.

Below: A nice presentation by Ted Campbell of his Gevelot revolver with a copy of the article about it, which appeared in the Journal



Shirley Eldridge



Future mini maker Erik Schneider.



Marybelle Metcalf & Alice McGinnis having a nice conversation.



Betty Campbell is all smiles after winning another silver medal, along with Alice.



Gil Metcalf having a quiet moment with Alan Eldridge of Ft. Worth, TX.


NRA Silver Medal Winners.

Medal # 79 Colt 1911 Made by David and Zavie Kucer. Wayne accepted the award for David and Zavie.



The Sterling Mac-10 by Kimiaki Ohba from the Ted and Betty Campbell collection.

Medal # 80 was awarded to the 1/6th Scale Sterling Silver Mac - 10 made by Kimiaki Ohba from Japan owned by Ted Campbell Sr.



Medal # 81 was given to an antique, 12 Shot, cast iron, 38 cal. revolving cannon owned by Wayne Driskill

Above: See the cover story in the April 2013 edition of the Journal for a story about Wayne's antique cannon.



Wayne Driskill proudly shows a nice engraved mini Rifle.

Ted Campbell Sr.

Below: The winner of Silver medal #79, David and Zavie Kucer's 1/3 scale Colt model 1911



Above: a jam packed Miniature Arms booth was typical for all three days of the convention.



Show News Baltimore

The Antique Arms Show in Baltimore was a huge success. It is one of the best in our opinion. All items must be pre 1898. It was very well attended by MAS members, including: Bruce Feinberg, Peter and Wendy Dyson, Ron Weingarten, Ernie Emrich, Charlie and Teresa Williams, Zavier Kucer, Ron and Kathleen Olson, Vic and Flo Visalli, Karl Toppel, Harley Wood, Kenneth and Coral Whichard, Wayne Driskill and helper George and Bob & Alice McGinnis.

Wayne, Zavier, Ron Weingarten, The Dyson's all had tables at the show and they all indicated they were very successful. MAS has a table for display only. Any member of MAS can put something in the display case for others to enjoy. It's always a pleasure to have different collections to look over.



It is such a pleasure getting to talk with all the different members of MAS, and meet new members. At the Baltimore Show

we always look forward to seeing Charlie and Teresa come to the table. Charlie keeps us all on our toes with his many interesting stories. That in itself is worth the price of admission!!!

We had on display a pair Uberti Colt SAA Revolvers with custom grips by David Yellowhorse along with a Buck Folding Knife embellished by Yellowhorse. A pleasant young man(Collin Carter) came up and said "Hey, I've got a knife like that". He found it at a garage sale for a very nice price. He did not know what it was worth or anything about it and was so pleased to learn a little more on the David Yellowhorse Knife. What a treat to be able to see the pleasure he received in getting this information.

Bob McGinnis, Show Director

*Left: Collin Carter
and Show director
Bob McGinnis.*



Flo and Vic Visalli



Teresa and Charlie Williams



George Slatt and Wayne Driskill



*All the way from England,
Peter and Wendy Dyson.*



Bruce Feinberg



Ernie Emrich



Harley Wood



Kathleen and Ron Olsen



Alice McGinnis and Ken Whichard

DEATH OF A CRAFTSMAN

It is my sad duty to report the death of Gordon Heasman, sometime member of this Society. I first met Gordon in the early 70s at the London Arms Fair, where we both gravitated to the miniature arms stand of the fairly new British Miniature Arms Society. We had similar interests in the types of weapons we liked to make. Also we both preferred to make in 1/3 scale. He was by trade a toolmaker and he worked for Hotpoint in North Wales. He was a very good toolmaker but he had no real ambition to get to the top. He would rather enjoy a pint in the local and do just enough to keep his employers happy. He was always full of make-money ideas though few of them reached the production bench. In the late 80s we tested the market for miniatures by sharing a joint stand for a couple of years at the London Arms Fair.

One of Gordon's ideas was to make a production line of a miniature Sten MkIII. Using some of his work facilities he made all the pressed steel parts for a run of about 50 Sten machine carbines. It was great example of a mass produced mini.. I bought one and asked him to include a set of parts because I had the idea of making a Sten Mk II partner for the MkIII. I thought Gordon would be tickled. The only sad thing is I did not get around to it till this past year – so he will never see it.

The Arms Fair experience was a good foot-in-the-water test and confirmed that London wasn't a very fruitful market for miniatures. The market did not improve in North Wales

and Gordon looked for other outlets for his talents. He liked good food and decided to set up a restaurant with his partner, Sandra, overlooking the Llandudno seafront. It was never a great success. The food was delicious.

But it was on the first floor so potential customers could not see what it was like with out going in. He did not lose his sense of humour though and to attract customers would resort to black humour. One example was a blackboard outside the front door which had the slogan. "Come inside and join the flies – 50,000 can't be wrong." It also didn't help that Gordon's believed that since he bought the wine he


was entitled to drink it.

Possibly the straw which broke the camel's back was Gordon's propensity to engage the customers in talk whether they wanted to or not. Meanwhile poor Sandra was producing delicious meals which didn't pay the way.


He eventually went back to what he knew – metal work. The future didn't look good though.

Redundancy was creeping up on him. There was no future for Gordon and he went downhill from there. He died on 19th February 2013 about a year after being made redundant

Robin Armstrong.



HERSCHEL KOPP BOOK A MUST



Here's a chance to see the beautiful guns, sketches, and writings of one of the founding members of the Society, Herschel Kopp.

This 96 page, soft bound book costs \$20 per copy plus a shipping and handling charge per book of \$4 for USA, addresses, and \$8 outside the USA. Checks made to the Miniature Arms Society, should be sent to

**Alice McGinnis,
2109 Spring St,
Cross Plains, WI 53528.**

A CURIOUS LITTLE PISTOL

Bob

I finally finished the "Curious Little Pistol" for which you published the pictures in the April, 2011 issue of the Journal. If you remember, I found the pictures while searching the web for antique guns. The hammer is changed somewhat and the grips are walnut rather than ivory. The caliber is 4mm center-fire.




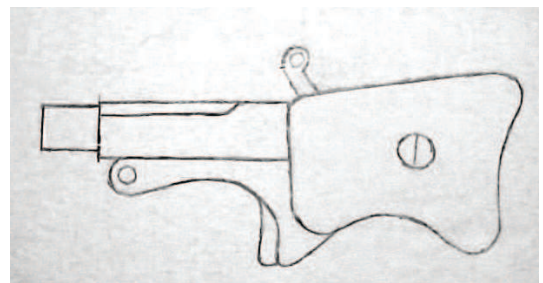
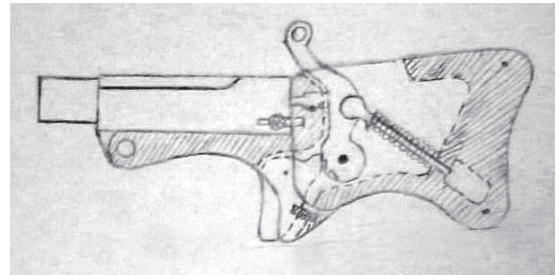
As you may have noticed there was no apparent locking mechanism in the original pictures so I added one on the side of the barrel. I don't see how it remained closed when fired. The little gun measures 3 1/2" x 1 5/8" which is not really a miniature, but still small. I did not notice the scratches on the barrel until after it was nickle plated (old eyes). Also attached are my original sketches in case any of your readers would like to have them.

The box is made of teak scraps from a door I removed from our boat and is lined with red velvet.

I will make a 2mm pin-fire next which of course will be somewhat smaller. Maybe it won't take as long.

Thanks for your continued interest in my simple work.

Jimmy Thomas



Montreal Honors David Kucer



This past December David Kucer was honored by The Montreal Museum of Fine Arts with an exhibit of his work. It was the first ever for a living artist. The opening was a nice affair, with wine and cheese, for 100 invited guests. The museum is in the downtown core and usually has visiting exhibits from all over the world. In Montreal's little pond it is a big fish.

At the opening David gave a short speech (that can be seen on YouTube (<http://tinyurl.com/dk-minis1>)). He made a point of making known his gratitude to the museum. In the picture to the right, he can be seen making sure that museum Director Nathalie Bondil knows exactly how appreciative he is. The timing of the opening was important. It fell a few weeks after his 90th Birthday and Mary

Kucer's 85th birthday, and a few weeks before his 65th wedding anniversary. Zavier Kucer expressed how very proud of his mother and the family were of their dad. Zavier also mentioned that he was proud to say that one of his works was also included in the display, his first!




David has 29 pieces that will be on display for up to 3 years. Three display cases were especially made to display them in the department of decorative arts. After having his pieces exhibited in London and Toronto, he was most proud of being recognized in his home city. David said (which was masked by applause in the video) that although he was celebrating his 90 birthday and the exhibit marked 50 years of effort, he hasn't worked a day in 50 years.

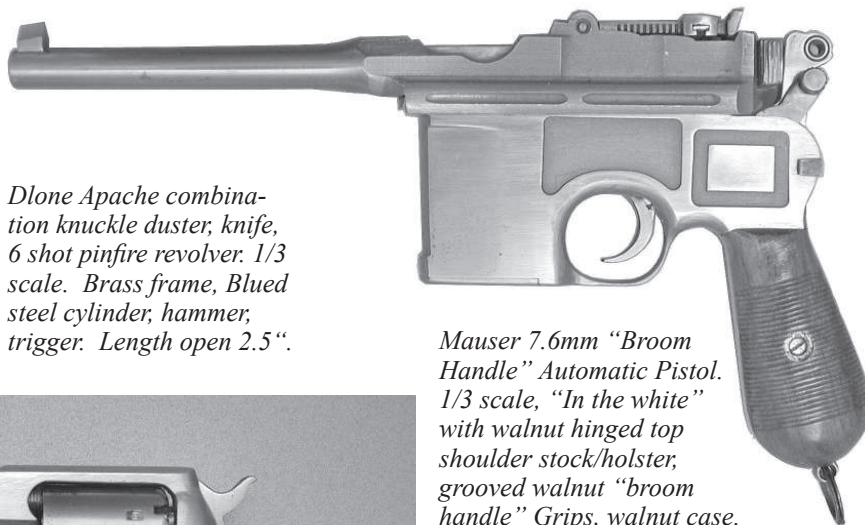
He wished that upon his audience that night and I'm sure the same for our readers.

Zavier Kucer


ED. On the following pages, shown actual size, is a good selection of the guns David's made.



Dclone Apache combination knuckle duster, knife, 6 shot pinfire revolver. 1/3 scale. Brass frame, Blued steel cylinder, hammer, trigger. Length open 2.5"



Mauser 7.6mm "Broom Handle" Automatic Pistol. 1/3 scale, "In the white" with walnut hinged top shoulder stock/holster, grooved walnut "broom handle" Grips, walnut case. length: 4-1/2"



Remington .36 Cal. Navy 6-shot Revolver 1/3 scale, octogon barrel, brass trigger guard, rose-wood grips, copper powder measure, 2-cavity bullet mold, blued nipple wrench, brass round cap container, ebony trimmed walnut box. Length 4-3/8"

Unless noted, pieces in this article are shown actual size.



Colt "Lightning" .38 Cal. Revolver 1/3 scale, blued finish, checkered rubber grips, leather covered case. Length: 3"



Remington .36 Cal. Navy 6-shot Revolver, 1/3 scale, blued finish, brass trigger guard, walnut grips Length: 4-3/8"



Colt .25 Cal. Automatic, 1/3 scale, blued frame, black, hard rubber grips checkered with Colt name and rampant colt, silver case. Length: 1-5/8"



Smith & Wesson .32 Cal. #2 Army 6-shot Revolver, 1/3 scale, Serial #5, blued finish, walnut grips, replica cartridge box, S&W cleaning rod, birdseye maple case. Length: 3-5/8"




6.4mm French Pinfire Fist Pistol 6-shot Revolver; 1/3 scale, brass frame, blued cylinder hammer and trigger, ebony grips, Length: 1-3/4"




Queen Anne Boxlock Percussion Pistol 1/3 scale, side-by-side turnoff barrels, barrels, with Roger Sampson engraving. Length: 2-1/16"



6mm French Pinfire 6-shot Revolver 1/3 scale, 3" barrel "In the white" with blued cylinder, hammer and trigger, mother of pearl grips. Length: 2-1/4"



French Pinfire Cutlass Knife Pistol. 1/3 scale, Serial #15, 6-shot revolver, 4" barrel "in the white" with blued cylinder, hammer and trigger, ivory grips, silver w/ ebony case. Length: 4-1/8"



Left: Shown actual size is one of David's earlier minis, a French Lefauchaux, pinfire Revolver in 1/3 scale,



Beretta 6.5 Automatic 1/3 scale, matt finish aircraft aluminum frame, hard rubber checkered grips w/ Beretta monogram, extra magazine, rosewood box. Length: 2-13/16"



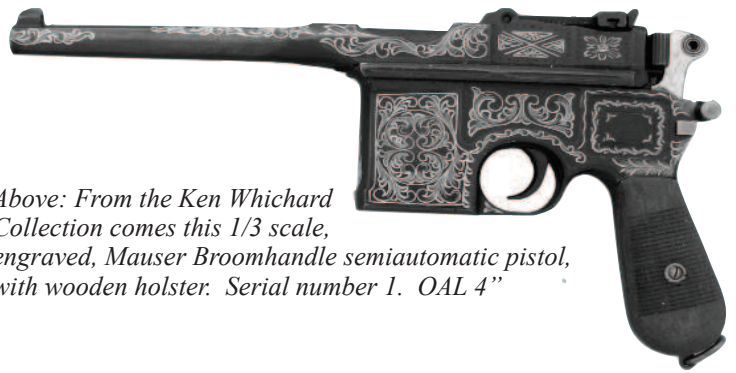
Above: from the Bob and Alice McGinnis collection is this 1/3 scale cased Luger with holster.



Borchard 7.65mm Semi-Automatic Pistol with Wooden Stock - 1/3 scale, Checkered hard rubber grips, fully functional w/ accessories, detachable shoulder stock, extra magazine, oak box. Length 4-5/8"



Colt 1911 .45 Cal. Automatic - 1/3 scale, Blued finish, Ivory grips w/ carved eagle, Holster stamped with US logo.




Above: From the Ken Whichard Collection comes this 1/3 scale, engraved, Mauser Broomhandle semiautomatic pistol, with wooden holster. Serial number 1. OAL 4"



Above: Shown reduced, is a 1/3 scale Artillery Luger cased with shoulder stock. The OAL of the pistol is 4-3/8"



Right: shown actual size is a tiny gem from the Ted Campbell collection. It's an early (over 20 years old) Kucer 1/3 scale Pepperbox revolver, engraved and with Ivory grips. OAL on this beauty is only 1 3/8".



Unfinished, Colt .38 cal automatic pistol. Note the engraved brass grips, used to make moulds for the black plastic grips.



Shown actual size is a 1/3 scale Remington Elliot pepperbox derringer.



Left: From the Ken Whichard collection is this beautifully finished 1/3 scale, stainless steel, Model 1911 Colt Automatic with full engraving and carved ivory grips.



1/3 scale Sharps 4 barrel derringer.



Shown actual size is this 1/3 scale 1854 Smith & Wesson "Volcanic" lever action pistol OAL 3-3/16" long.



Colt Thuer Derringer or Colt 3rd model. 1/3 scale. On p. 24 is one of David's Thuer Derringers engraved by Roger Sampson.



Ruger .256 Magnum "Hawkeye" single-shot Pistol - 1/3 scale, blued finish, walnut grips w/ inlaid Ruger medallion, miniature Ruger reproduction box with miniature manual, Walnut case w/ embroidered Ruger patch inside and Ruger decal on cover. Length: 4-11/16"



Right: From the Martin Cooperman collection is this 1/3 scale Colt model 1911 with checkered wood grips, and markings by Roger Sampson.

Left: 1/3 scale, 1862 Colt Police Model Cap and Ball pistol set. Ivory grips. With powder flask, bullet mould cap box and nipple wrench, in walnut box

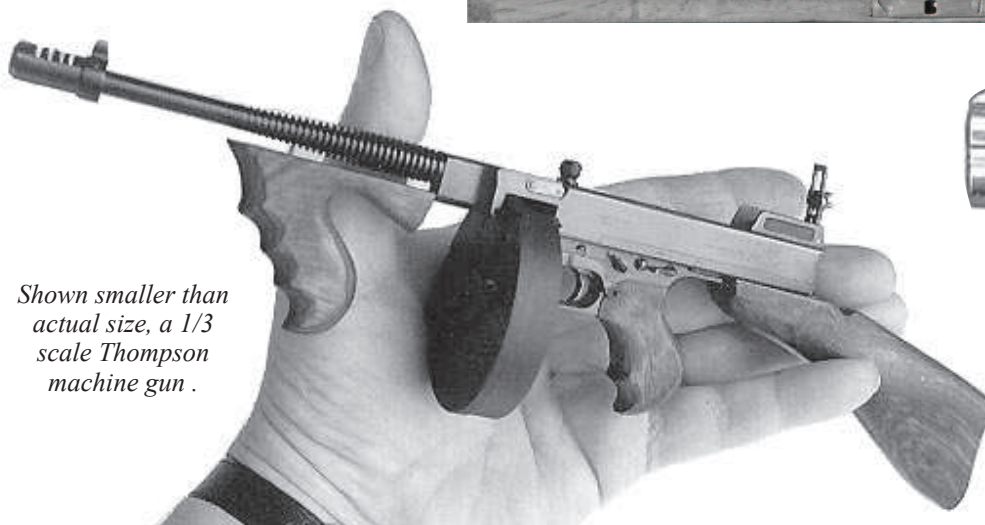


Above: a miniature Colt Buntline special with wire frame stock. Not shown to scale.

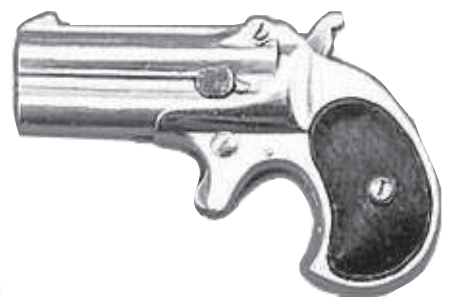


Above: 1/3 scale Harpers Ferry 1807 flintlock with walnut stock, steel barrel and lock, brass hardware, OAL 5.5"


Right Colt 1860 Army Revolver, 2/5 scale, blued barrel, cylinder and hammer, color case hardened frame, brass trigger guard and backstrap, Ivory grips.



Shown smaller than actual size, a 1/3 scale Thompson machine gun .



Above: A 1/3 scale Remington Over and Under derringer with checkered hard rubber grips



*Shown reduced: Three rifles in 1/3 scale:
 Top: Colt Root Model 1855 percussion revolving rifle.
 Middle: Winchester Model 1873 sporting rifle with ivory stock.
 Bottom: Winchester Model 1866 sporting rifle, with ivory stock.*



Shown actual size, a cased set of Colt revolvers in 1/3rd scale.. A 1860 Model Army revolver and a 1851 Navy revolver, with a detachable shoulder stock, copper and brass powder flask, and a percussion cap canister with an accurate copy of the paper label of the full scale original. Engraved by Roger Sampson. The cylinder is only about 1.5 cm (or 5/8 inch)! Fitted into an exquisitely hand crafted wooden case less than 15.5 cm (6-13/16 inches) and 12.4 cm (4-7/8 inches) in length and width.

FIREARMS ENGRAVERS GUILD JOURNAL FEATURES ROGER SAMPSON

ED. This article by Roger Sampson, is reprinted with the kind permission of the Firearms Engravers Guild of America Journal, where it appeared in the March 2013 issue.

This Thuer Derringer or Colt 3rd model was made by D. Kucer and engraved for David in 1995.

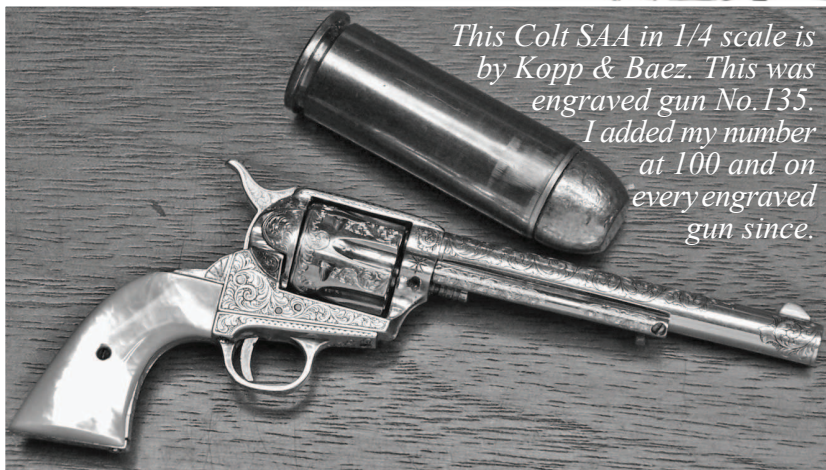



My introduction to the scale model firearms, or Miniatures as they are called, happened at the 1985 guilds show at the Show Boat in Las Vegas. Mark Lee was displaying his one half scale 98 custom Mauser topped with a miniature 4X Leopold scope. Mark had done all the metal work and made the scale model Leopold rifle scope. It was then stocked and checkered (48 lines per inch) by Monte Mandarino, engraved by Dan Goodwin, oak and leather cased by Marvin Huey. The Miniature Mauser represented the top of fine custom gun making in the 1980's. This "toy" rifle made a big impression on me. I thought it was one of the neatest things I had ever seen. I must have been close to right too because that same miniature was included in the 2003 Minneapolis Institute of Arts show Three Centuries of Tradition The Renaissance of Custom Sporting Arms in America.

Above: Shown enlarged is the 1/3 scale Thur derringer. To the right is the gun and engraving shown actual size.




I got this Colt Dragoon 1st Model from Joel Morrow in the spring of 1996 and delivered it in March of 1998.



This Colt SAA in 1/4 scale is by Kopp & Baez. This was engraved gun No.135. I added my number at 100 and on every engraved gun since.

Soon after that Las Vegas show in 1985 I got to know Michael (Mike) Barrett of Forest Lake Minnesota. Mike eventually had me engrave a 1874 model Sharps rifle he rebuilt. When it was completed and time to turn the finished gun over, Mike hauled out a one half sized version of that same Sharps, and asked if I could do the exact engraving pattern on the miniature. Seeing as how I was young and dumb at that time I said "yes pretty sure I can, close anyway"


This Henry 1/2 scale is by Mike Barrett. The Henry was delivered July of 2003. No serial number.



The miniature won a medal at the next NRA show in Anaheim California. The rest is history.

To date I have custom engraved 144 miniature firearms and have done restoration or markings only to dozens of others. To get an idea of some of the terms used, one half scale, means all dimensions are divided by 2. So a one half scale gun is one half as long, one half as high, and one half as thick. Do the math and a one half scale model is one eighth the volume. The 1,3 scale Thuer derringer that inspired is article is then 1/27th the size of an already small gun.

Roger Sampson



This French Fist Pistol made by David Kucer was engraved in 2009.

An Engraved Little 45



Thought I'd share my latest acquisition, a cased pair of engraved "Little 45s". The description is from Bob Urso's book "The Tiniest Guns".

Manufactured by the American Miniature Gun Mfg. Co. of Hollywood, California and marketed as the Frontier "45". On much of its literature it referenced as the little "45". A difficult to classify miniature, although modeled after the Colt frontier single action army revolver, it is not a true miniature of that gun. the Frontier "45" is a six shot, single action, revolver with hand rotated cylinder. At 3-1/2" OAL, this little beauty is much nicer than a toy, but not quite a true miniature. manufactured in the 1950's it has more detail, and more function than the best of toy miniatures. Its barrel (cylinder) rotates. it has half and full cock. it has a flip down, side gate, and fires brass, percussion cap-like ammunition. Expended shells (caps) are ejected with functioning spring loaded ejector, just like on the real thing. it is unusual in that the complete trigger guard acts as the trigger and pulled back to fire....the clean finish on these guns suggest that they are sturdy little pieces. they are however, cast in pot metal. it is the care that was taken in finishing these guns that makes them look more sub-



stantial than they actually are... this is a popular gun with collectors and a relatively difficult gun to find.....

This pair is factory engraved, chrome and gold plated, and complete with two original "clear" plastic bullet cap containers, some original caps and the original tooled leather case. the price sheets shows the original cost of these to have been \$47.50 each in 1950's a ton of money for a "toy" considering that's probably what my dad made in one week! the custom leather case is not even listed as available on the price sheet I have. serial numbered "3164 & 2397" on the bottom of the frames. they are near mint condition. The interior lid label is unique in that it has several extra lines of text that are not used on the labels in the standard wood cases, which include "Sole Distributors, HENRY M. GUTTMAN, 9095 Santa Monica Blvd" This is also the first time I have ever seen the clear plastic cap containers."

So I am the new proud owner of these gems.....**Jim Webster**




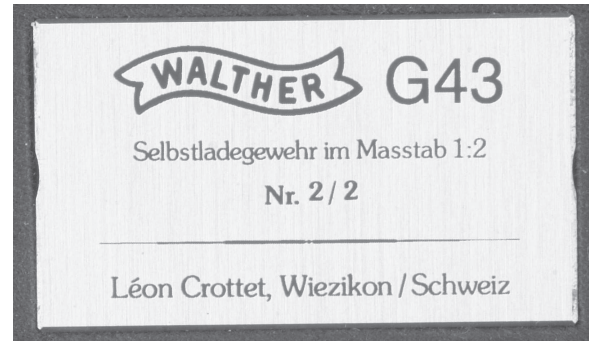


ED. I found this Crottet Rifle on the Simpsonltd.com website. They were kind enough to let us reproduce their photos and description.


An impressive working 4mm miniature rifle painstakingly made by Leon Crottet from Switzerland. These are pictured in the book "Scale Model Firearms" by Joseph D. Kramer. This particular miniature is even more exceptional as it is number 2 of 2 cutaway models produced by Crottet. The left side of the gun has cutaway sections ala factory armorers training model, showing all major internal parts and function. Truly remarkable workmanship that will likely never again be duplicated.

There is a fully functional miniature ZF4 scope with the rubber eyepiece. The rifle and scope are complete with a fitted felt lined case, and includes an extra cutaway magazine, 4 to-scale stripper clips with dummy cartridges. There is also one live cartridge included. Accessories include a leather sling and a blank firing adaptor. The rifle measures 22 inches from the muzzle to the heel of the buttplate. A simply outstanding miniature!

We also sell "Scale Model Firearms" by Joe Kramer, which is about the miniatures made by Leon Crottet and Raymond Hutchens. For more information, contact Simpson Limited by phone at 309-342-5800 or visit them online at www.simpsonltd.com





A Crottet Walther G43 rifle



An interesting Cap Gun

ED. This came up for auction on ebay. Below are pictures and the description.

One rare old cap start- ing gun or pistol in working con- dition. Single action hammer and trigger. It is 4-3/4" long. It is cast brass and heavy. It once had a nickle or silver wash, but it's nearly all gone. No cracks or repairs. This cap gun is in used condition. Several small dents on the bottom of the grip from being used as a hammer or being dropped through the years. It needs a cleaning.



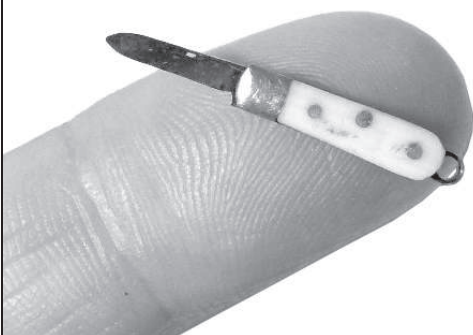
ENGLISH VICTORIAN SMITH YORK 1866 EXHIBITION KNIVES

ED. Found on the internet described as...

Miniature scissors with 2 miniature penknives threaded to a stiff display card... originally on display in the R SMITH Cutler of YORK (England) EXHIBITION of 1866 .. as well later in their York shop and eventually in the Scarbro shop window. So going from one extreme to the other showing the fabulous skill of the



cutler family... hand made as the small handles are shaped and I have no doubt they will open and close too... the card says WEIGHING ONLY 1 GRAIN.. These are antique items, HAND MADE by a FINE VICTORIAN era CUTLER in York England.



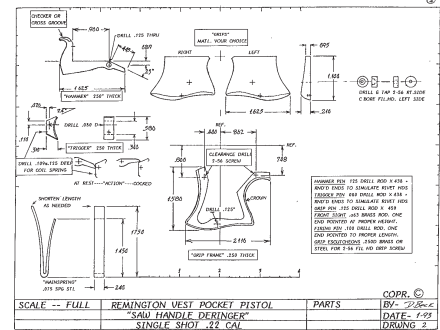
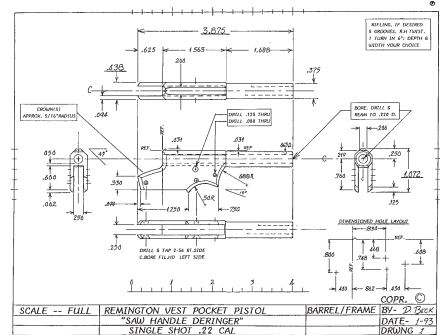
Complete MAS Plans Library Available on CD



300 hi- res images on one CD rom, There's lots of drawings including pinfire pistols, simple derringers, and Colts revolvers Lugers. and a good group of cannons.

The Price is a bargain \$40 per disk PLUS SHIPPING. For more information contact Carmen Gianforte at tel 423-559-1546 or by email at cjgin40@gmail.com

PLEASE let Carmen know which version of WINDOWS you are using.



Cartridge Corner

by Charlie Williams



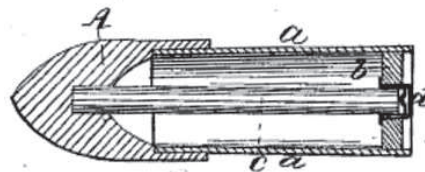

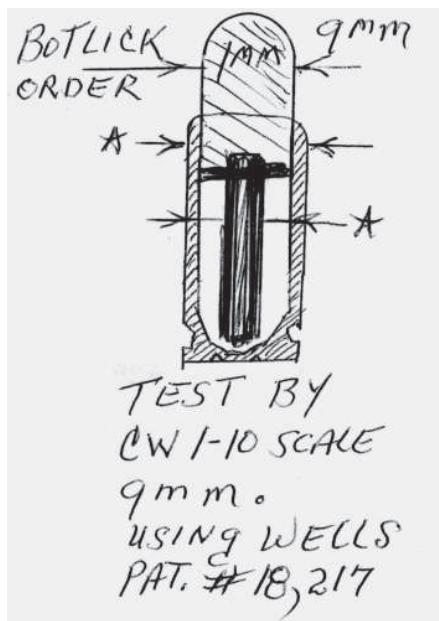
Above: shown actual size is a 1/10th scale 9mm cartridge made by Charlie Williams.

Dear Bob


It was so good talking with you about the miniature ammunition that we refer to as the "Botlick Bullets".

We ran across these when Aaron Newcomer visited our shop shortly after his joining MAS. Aaron is an ardent collector of ammunition and now is webmaster of International Ammunition Association.

Here (below) is a drawing of my 1/10 scale 9mm miniature ammunition.



Charlie based his design on a cartridge patented in 1857 by Wells.



The Charlie Williams/Botlick Verson



The Botlick bullet greatly enlarged.

That's not a spec of dirt above. It's the Williams/Botlick bullet shown actual size

Aaron was really surprised at the size of a half dozen cartridges that looked real to his young eyes. I actually had to think for a few minutes and grab a magnifying glass to recall what I'd stored away.

Andy Botlick and his wife Liz were living in Arizona when Theresa and I were invited to visit and see his incredible miniature guns that he wished us to make experimental cartridges for.

Before the trip I drew up plans, in my shop, to make and test real ammunition – real small. The sketch (right) was for one of the tests I made for Andy's extraordinary request. The scale requested for a 9mm gun which was to be his next project was only 1 mm.

Bob - - that was the good old days! I went to one tenth scale just to see if it worked using collets on my old South Bend tool room model lathe. Andy said "Charlie you give me too much credit I don't think I could go that tiny"

I had forgotten about that project until Aaron visited and we discovered the bullets. I took a few for show & tell to the Baltimore Gun Show. A few people thought they were way too small but Wayne Driskill liked them as much as Aaron did. After Wayne studied the bullet he even noticed how the lead aged with time.

Charlie Williams

ED. Charlie didn't mention it in this nice little article, but on the phone, he told me that he made a special jig to chamber and test fire these tiny cartridges. The several that were tested all worked.

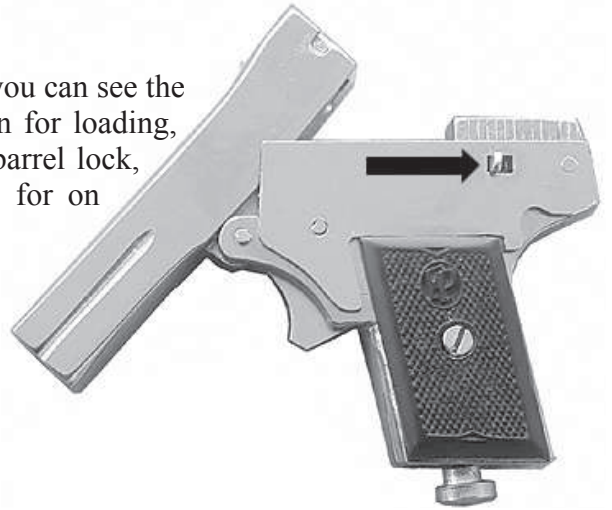
I think we might need to coin a new term "Micro bullets" for Charlie's work. **Amazing!**

Pinfire

Page



In this photo you can see the barrel tilted open for loading, and the sliding barrel lock, which is unique for on an Urso design.



New Urso Mini Kolibri 2mm pinfire.


The Kolibri 2.7 (shown below) was the smallest semi-automatic pistol ever manufactured. It was designed by Franz Pfannl, who also designed many of the berloque pistols of the early 20th century.

Bob Urso's version is a 1/2 scale, much simplified, underhammer, 2mm pinfire .


Bob is particularly proud of the detail, and the black plastic grips. The grips were first designed in Corel Draw, etched in Copper, then curved, and shaped to create masters grips. A mould was then taken from the masters and used to cast the black plastic miniatures.

The Kolibri 2mm PF is 1-3/4" OAL and is made from a combination of cast brass and steel parts. Because of the combination of metals, it is only offered in a nickel plated version.

For more information, contact Bob Urso via email at boburso@comcast.net, or via phone at 360 733-4406.

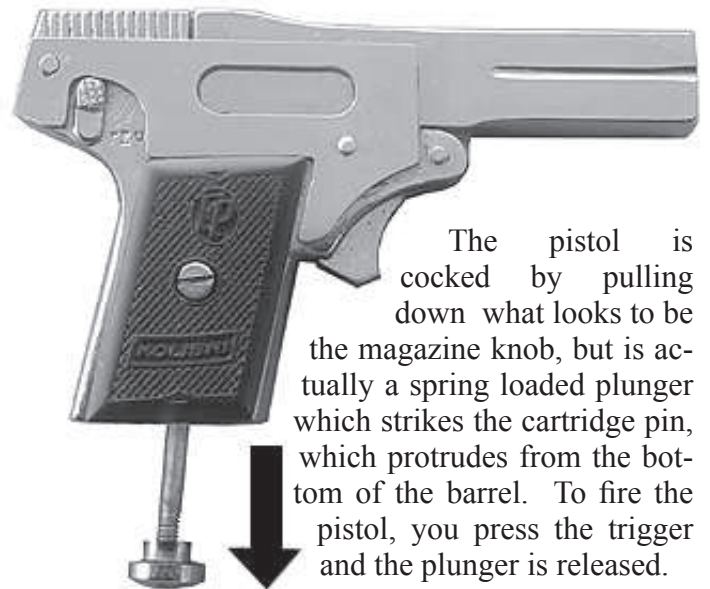


Above you can see the barrel open, and ready to insert a cartridge with the pin facing down.



Above the full size Kolibri 2.7 automatic.

Left: Shown actual size is the Bob Urso 1/2 scale 2mm pinfire version



The pistol is cocked by pulling down what looks to be the magazine knob, but is actually a spring loaded plunger which strikes the cartridge pin, which protrudes from the bottom of the barrel. To fire the pistol, you press the trigger and the plunger is released.

An Engraved Pepperbox Pinfire.




ED. Found on ebay.com.

This miniature Pepperbox Cap Gun/Watch Fob is extremely rare! Has provisions for 5 2mm caps at once and is only a little less than 1

3/4" long. Gun has genuine Mother of Pearl Grips, and doesn't look like it was played with much, if any. Gun breaks down as shown in photo. Tiny fine scrolling work along all edges and butt of the gun.


I got this gun from Greece, and it is unmarked. Not sure if the gun is silver or nickel or another metal. No rust and no cracks or pits in the mother of pearl.



A Franz Pfannl, Kobold CAP GUN?

I bought this gun at auction, as part of a group. I'd assumed it was a Kobold Model 100. When it arrived I started to clean it and found a cartridge stuck in the barrel. I tried to push the spent cartridge out, but it would not budge. Then I saw that the hammer was different. The wedge that strikes the rim of the 2mm rimfire cartridge was filed down. Finally I noticed that there was a hood riveted over the end of the barrel.

It was obvious that this gun had been plugged and modified to fire caps. At first I assumed it was a later modification, made by someone frustrated with trying to find 2mm rim-fire cartridges. The plating, however was too consistent, and showed no marks that would suggest the modification was done



The Cap gun version of the Model 100 with the extra hood riveted to the breach.

Below: You can see the firing pin on this model is filed flat.



The original version, without the hood.


after the gun was made.

My current opinion is that this berloque was a later Kobold Model 100, probably made by Franz Pfannl, the original designer and manufacturer of the gun. As it is the Model 100 is a rare gun. This variation is even rarer. If anyone has, or knows of another, I'd love to know about it.



Above: we see the plugged barrel, and flattened firing pin on the hammer.

Here is the listing for the Model 100 as it appeared in the 1938 Stoger Gun Catalog.



MODEL 100
Natural Size


"Kobold Model 100." The smallest blank pistol made for the 2 mm. rimfire cartridge, of neat appearance, heavy nickel plated, well made and reliable, giving a surprisingly loud report. The pistol is packed in a neat carton together with ejecting rod to dislodge empty cartridges.

Price \$1.25

Bob Urso
boburso@comcast.net

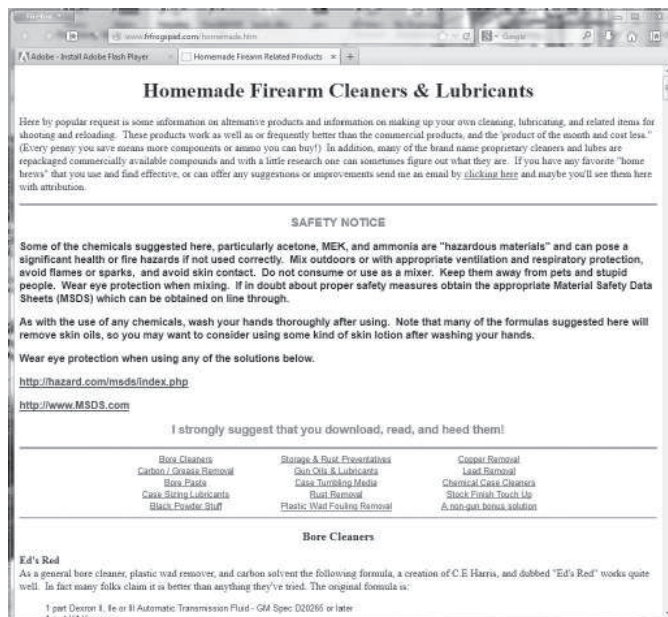
Websites Worth Checking out...

- The Miniature Arms Society Site - by Brad Maxfield www.miniaturearms.com
 Piccolo Miniature Gunworks - Bob Urso's site <http://www.boburso.com>
 Joel Morrow's miniature arms site WWW.800MINIATURE.COM
 Peter Dyson and Sons, England <http://www.peterdyson.co.uk/>
 David Kucers web site is now located at <http://kucers.com/>
 See Lew Callahan's minis at - <http://home.earthlink.net/~lwcallahan1/lewsminiatures/>
 Wayne Driskill Miniatures at www.waynedriskillminiatures.com
 Google Patent Searches..... http://www.google.com/advanced_patent_search
 George Jones - Model maker, and mini-mini gun maker <http://www.georgewjones.com/>
 Internet Craftmanship Museum <http://www.craftmanshipmuseum.com/gunsmiths.htm>
 Hiroshi Goto Japanese 1/6th scale miniatures <http://www.7b.biglobe.ne.jp/~kyozan21/>
 German website dedicated to the derringer, with a page of miniatures <http://www.derringer.de/minii.htm>
 Cornell Publications - Reprints of old gun catalogs and manuals www.cornellpubs.com
Menefe Collectible Miniature Firearms..... www.menefe.com
 Kimiaki Ohba Miniature guns <http://www.ohbakobo.jp/>
 Charleston Mini Gun Works <http://www.minipinfireguns.com>
 Jon Hintz miniguns can be found at <http://www.jonhintz.com>
 Henry Loos mini knives etc. can be found at www.stores.ebay.com/miniature-weapons-by-loos
 An excellent Miniature pinfire collection <http://antiquescollect.com/MiniaturePinfirePistols.htm>
 Pinfire Guns <http://www.pinfireguns.com/>



There are tons of small blank pistols at this website.
http://www.muzzle.de/N4/Schreckschuss/Schreckschusswaffen_ohne_PTB/schreckschusswaffen_ohne_ptb.html#Zarej

If you try to visit a listed site, and the URL is dead, please email boburso@boburso.com, and we'll take it off the list. Also please contribute any interesting sites so you can share them with members.



Wayne Driskill sent in the informatin about the site above. It has formulas for all kinds of firearms cleaning solutions. You can find it at:

www.frfrogspad.com/homemade.htm



Below are members email addresses. If your email address changes be sure to email me your new one at boburso@comcast.net

Adrian, Bill MAS-MEMSHIP@msn.com
 Armstrong, Robin robinarmstrong38@gmail.com
 Armstrong, Joanne jandr.armstrong@virgin.net
 Barron, Rodney rbarron@pol.net
 Berwick, Leslie, berrix@xtra.co.nz,
 Briglia, James Sr., jamescorvette@yahoo.com
 Brower, Bailey baileybrower@yahoo.com
 Brown, Arthur writeous@swbell.net,
 Brownell III, Frank fbrownell3@aol.com
 Butler, Dave railspike@centurytel.net
 Campbell Sr., Ted tedsuper49@comcast.net
 Caruth, William, firearmsbill_caruth@gial.edu,
 Caulkins, Douglas adcaulkins@att.net
 Chen, James jchen428@aol.com
 Cochran, Russ russ0916@gmail.com
 Colman, Gwil gwil.colman@talktalk.net
 Cox, Daniel dymonddan70@comcast.net
 Cymant, Stewart stewartcy@earthlink.net
 Driskill, Wayne wdriskill@hotmail.com
 Dyson, Andy andrew@peterdyson.co.uk
 Dyson, Peter peter@peterdyson.co.uk
 Emrich, (Ernie) Werner E. lionel2341@yahoo.com
Forslund, Jeffrey jforslund@eyecomwireless.com
 Frazee, Bill jwfra@netscape.com
 Fujise, Joe funforsale@aol.com
 Fulmer, Mark Markusfu@hotmail.com
 Gerber, Jack drjackgerber@gmail.com
 Gianforte, Carmen cjgin40@gmail.com.
 Gianforte, Joanne's: cjgin40@gmail.com.
 Gillum, Gregory gillum@centurytel.net
 Guerra, Juan juanmg@msn.com
 Guinn, Tom & Gwen tguinn712@gmail.com
 Hamler, Paul hamlertools@windstream.net
 Hintz, Jon jehintz@yahoo.com
 Hoffman, Robert robertlee-09@comcast.net.
 Holloway, Mark markholloway@centurytel.net
 Johnson, Bruce brucekjohnson@yahoo.com.
 Katona, Zoltan Barbara_1287@msn.com
 Kelly, Jim jkellymetal@gmail.com
 Kopke, Sterling skopke@cox.net.
 Kranzusch, Ken kkranzusch@industrialspeciality.com
 Kritser, Sloan toolegg@ls.net
 Kucer, David DMKucer@aol.com
 Kucer, Zavier zedkay@sympatico.ca
 Lefavre, Michel michel.lefavre@libertysurf.fr
 Lavandera, Gilles gilles.lavandera@9online.fr

Loos, Henry C. hcloos@comcast.net.
 Lowe, Gary jglowe@floorboxes.com
 Macias, Mike mike.macias@fluor.com
 Mahmoudian, Moe moemahmoudian78@yahoo.com
 Maxfield, Dr. Barry dimax@frontier.com
 Maxfield, Dr. Brad maxfield@mcw.edu
 McGinnis, Alice mcginnr@chorus.net
 McGinnis, Bob mcginnr@chorus.net
 McMillen, David, R. davidr@mcmillenarch.com,
 McPhee, Russ rmcphree@rivernet.net
 Mele, Mal mal@airmail.net
 Menefe, Joe josephmenefe@yahoo.com
Meyers, Todd tmeyers001@new.rr.com
 Missimer, Jerry jers.guns@comcast.net
 Morris, Wayne A. turo64@gmail.com
 Morrow, Joel miniguns@comcast.net
 Mosrie, Rateep teeper1@verizon.net.
 Norstrand, Allan allannorstrand@hotmail.com.
 Ohba, Kimiaki kimiaki@ohbakobo.jp
 Olsen, Ron rono438@aol.com
 Pentelow, Lynn lpentelow@embarqmail.com
Peterson, David davidsark@earthlink.net
 Phillips, Ronald BartsArt@BellSouth.net
 Andrew Rolfe theepicchef@hotmail.com
 Sampson, Roger sampsonroger@ymail.com
Seggie, John jackseggie22@gmail.com
 Shutt, Bob sbobs63@hotmail.com
 Takiguchi, Mark, mach05hi@cs.com
 Toppel, Karl Karl.toppel@linde.com
 Trester, Verne verne.trester@juno.com
 Urso, Bob boburso@comcast.net
Visalli, Vic vicvis067@yahoo.com
 Webster, James, jwebs0551@yahoo.com
Weiner, Bruce bweiner@gmail.com
 Weingarten, Ron doronron1946@aol.com
 Weinstein, Alan tlviking@aol.com
 Whichard, Ken kwhichard@suddenlink.net
 Whichard, Coral cwhichard@suddenlink.net
 Zgodzinski, Ray zgodzinski@att.net

Fixes & Changes

Email update

Bruce Weiner bweiner@gmail.com
David Peterson davidsark@earthlink.net
John Seggie jackseggie22@gmail.com

New Emails

Jeffrey Forslund jforslund@eyecomwireless.com
Todd Meyers tmeyers001@new.rr.com
Gilles Lavandera gilles.lavandera@9online.fr

Shop-r-Swap

Classified ads from members or non-members, are free. They can be any length - within reason, as long as they pertain to buying, selling, or swapping. A limited number of images are allowed. **Display** ads must be submitted in camera ready or digital form, and must be accompanied by a check (to Miniature Arms Society). Rates are as follows

	Members	Non-Members
1/4 page		25.00
30.00		
1/3 page	35.00	40.00
1/2 page	50.00	60.00
2/3 page	70.00	80.00
3/4 page	75.00	90.00
Full Page	100.00	120.00
Back Cover	150.00	180.00
Bus.Card	Free	Free
Classified	Free	Free

To place an ad, contact Bob Urso, tel. (360) 733-4406 or via email at boburso@comcast.net

Shop-r-Swap is **FREE** contact Bob Urso to list your items.

Hello MAS Members,

We are not a store or business. We are collectors trying to help other collectors.

Recently, the son of an Andres & Dworsky supplier called, to inform us his father died in 2012, and he made us an offer of one to five boxes of 1960s-1970s Xythos Automatic 2mm pinfire revolvers (old unfired store stock with some shelfware on the cases). His price would be \$325 per 3 gun set. We will add \$55.00 to cover costs plus a small profit).

Each three gun set will include two round cases, each with a revolver, cufflink attachment, keychain and keyring, one square case, one extra cylinder screw lock/cartridge ejector and one original instruction sheet.

The square case will include one

revolver, one tie-pin attachment, one cufflink attachment, one red box of 36 2mm pinfire blanks, one black plastic pin protector, and one extra cylinder screw lock/cartridge ejector.

We will only sell to current MAS members located in the United States (lower 48) and will limit each member to one Xythos three revolver set.

We will only open emails if the words "XYTHOS AUTOMATIC" is in the email Title/Subject. If you do not process emails, you can send a letter to our mailing address below.

We only accept USPS Postal Money Order payments.

We do not guarantee these 1960s-1970s 2mm blanks will fire (due to age, we have experienced none to three duds per box).

IF YOU ARE INTERESTED send (email or USPS) us your full Name and Shipping Address and when the full information is provided by our supplier, we will create and mail an Xythos Purchase Form containing instructions, set types and final price, to the first twenty requests.

About these suppliers: The dad and his son, will not allow us to divulge their name. We think he worked for Andres & Dworsky in Austria.

Thank you in advance for your interest in Xythos Automatics.

funforsale@aol.com

Joe and Madonna Fujise
1145 Duffield Heights Ave. SE
Salem, OR. 97302-1708

New Urso Mini Kolibri



See Page 30 for more photos and information about the latest 2mm pinfire from Bob Urso Price is \$575.00


Be sure to visit www.boburso.com to see color photos of Bob's other 2mm pinfire and rimfire pistols. For more information, or to place an order for this or other Urso minis contact Bob via email at boburso@boburso.com or via phone at 360 33-4406.



Shown actual size is the 2mm underhammer pinfire Beretta. Price.... \$550

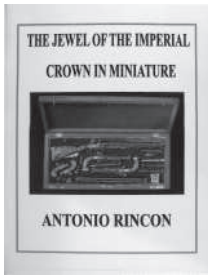


Twist barrel with engraved frame and ivory grips. Price.... \$450 engraved as shown... \$600



2mm pinfire Luger with rosewood grips Price.... \$450

Books by MAS Members



The Jewel of the Imperial Crown in Miniature

The latest book on the work of Antonio Rincon, and his search for the history, tools, and materials to make the guns, made for Napoleon. \$90.00 plus postage



Great Arms of A. Rincon

Full color, history of arms, featuring the miniatures of Antonio Rincon. 218 pages, hardcover, large format - 12" x 10" - fully illustrated, with dust jacket. \$90. To order contact Alice McGinnis, Tel. (608) 798-28860



Cooper Tribute Book


3 manuscripts by John Cooper: Miniature Percussion Box Lock Pistols, Miniature Percussion Revolvers, and Miniature Revolvers with Hinged Sideplates. 72 pages, profusely illustrated, in colour. If you have been put off from buying this book because of the complicated procedure of buying from the UK - salvation is at hand. Alice McGinnis has a few copies for sale which she will send to first comers in exchange for \$35 including postage within the US." Alice McGinnis tel.(608) 798-2860



The Miniature Firearms of David Kucer

6" X 8 7/8", hardbound, 64 pages, color and black and white, in English and French. A great book on Master miniature maker David Kucer. How he got started, with nice photos of many of his beautiful works. Price 25.00 plus postage. Contact David Kucer - tel (514) 935-9530 - email DMKucer@aol.com

How he got started, with nice photos of many of his beautiful works. Price 25.00 plus postage. Contact David Kucer - tel (514) 935-9530 - email DMKucer@aol.com




Miniature Guns of Mexico

The definitive book on Tom Weston by Art Brown. Over 300 pages of photos that document the development of miniature arms in Mexico! Including Thacker, and Mr. Brown's personal collection. \$99 ~ Limited Edition \$10 Priority Shipping in the USA. To order call

1-800-MINIATURE


The Tiniest Guns by Bob Urso

This thlird edition -160 pages- is the only reference for collectors of 2mm pinfire and rimfire berloque and charm pistols. \$25.50 post paid in the USA. \$32 to Europe. \$27 to Canada. Contact Bob Urso Tel. (360)733-4406 email boburso@comcast.net



Gold Colts by Nelson Perry


A pictorial study of the percussion Colt revolvers engraved and gold inlaid by Gustave Young. Written by recently departed MAS member Nelson Perry. 8 3/4" X 11 5/16", hardbound with color dust jacket. 206 pages. Numbered copy with color dust jacket: \$60.00. Numbered leather bound copy:\$120.00, Contact Wayne Driskill (281)485-1830 or (281)468-7103 cell, email driskill@hotmail.com



The Making of a Miniature Firearm by George Jones

1/8th-scale Navy Colts, one set presented to James Cameron during the making of "Titanic", on which George worked, NRA medal winner, Winchester-Schuetzen rifle, in 1/8th-scale, a brace of percussion-pistols made for President Ronald Reagan. Order at www.georgewjones.com

Click on "check out my books"




The Art of Miniature Firearms by Art Brown, Morrow & Hall.

A publication of the Miniature Arms Society, it includes all the great makers past and present. Over 335 pages in full color. To order contact Alice McGinnis Tel. (608) 798-2860 email mcginnr@chorus.net

Wayne Driskill Miniature Firearms

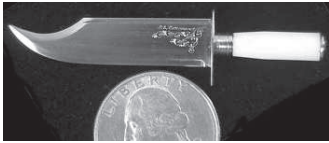
Pearland Texas, Tel (281) 485-1830 Cell (281) 468-7103 WWW.waynedriskillminiatures.com



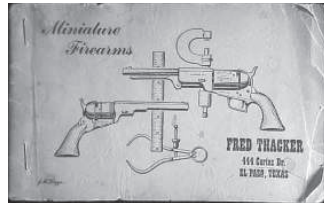
1/2 scale miniature Colt Root revolving sporting rifle by master miniature maker Emil Ripoli of Washington State. 25 3/16" OAL with a 15 5/8" part octagon part round rifled barrel of .210 caliber. Steel parts in the white with quality engraving. Price: \$4,750.00



1/3 scale H. Leman percussion trade musket by master miniaturist Fred Crissman of Pennsylvania. 15 1/2" OAL. .156 cal. smoothbore barrel. Browned barrel and lock assembly, with half and full cock, and drum type nipple. Lock marked "H. LEMAN". Barrel drilled to nipple. The top barrel signed and dated "F. Crissman '13'", in script. Price: 1,450.00



1/6 scale drop point Bowie by Daniel E. Osterman. 2 3/8" OAL. Ivory handle, nickel silver guard. Scroll engraving and makers signature on blade.. Price: 700.00



Original Fred Thacker miniatures catalog from the late 50's to 60's. 6" X 3 3/4". Inside are nine, old, black & white photographs with the scalloped cut border edges. Price: \$275.00



1/3 scale center hammer Queen Anne type percussion pistol by unknown maker. 2 7/16" OAL. Smoothbore screw off cannon barrel about .14 cal. All machined construction with the steel finished in the white. Bone one piece grip. Nice crisp action with both half and full cock. Price: 650.00



7 shot ring gun in 3mm pinfire by an unknown maker. The back side of ring is hand engraved "IMPERIAL PROTECTOR". Ring looks to be silver. The barrel group, hammer, trigger, recoil shield, and spring are fire blued steel. Cylinder .592" in diameter. Inside of ring measures .855. Leather hinged case. Price: 3,750.00



An antique 2mm rimfire double action six shot revolver, probably made in Germany or Belgium in the 1870's. fully functional - shoots antique thin rim 2mm rimfire cartridges. 1 15/16" OAL. Near mint condition. Includes original tweezers tool for loading tiny 2mm rimfire cartridges, metal lift top box, and six rounds of the original antique ammunition. Price: 2,750.00



Pair of true 1/2 scale Colt 1860 Army revolvers by master miniaturist Isaias Aguilar of Texas. Silver plated finish except for the hammer, trigger, Barrel addresses expertly hand engraved. Serial numbers 88 & 89. Beautiful high relief carved elephant ivory one piece grips showing an American eagle with shield on the left side. Both revolvers include the detachable shoulder stocks. Price: \$4,000.00



A pair of 1/3 scale British Tower flintlock pistols by Fred Crissman of Pennsylvania. 6 3/16" OAL, smoothbore .19 cal. barrels. Steel lock assembly, barrel, and trigger are finished in the white. Brass furniture. Tapered hickory ramrod with brass tip. Fully functional. Lockplate engraved "FARMER 1745" and marked with British crown with "GR" underneath. Price: \$2,850.00



1/3 scale miniature Colt single action army "Sheriff's Model" revolver made by master miniaturists David and Zavie Kucer of Canada. 3" long overall with a 1 1/16" rifled barrel of .146 caliber. Full nickel plated finish except for the trigger, cylinder pin, and screws, which are fire blue. Beautiful highly figured two piece walnut grips with yellow brass screw escutcheons. Price: \$4,250.00